



Permanent Cosmetic Tattoo Artist



Janette Archer

Janette



Permanent Makeup Services

TABLE OF CONTENTS

SERVICES

Brows.....	2
Eyes.....	15
Lips.....	21
SMP.....	25



Permanent Makeup Services

NANO BROWS

Before



After



More After Images





MORE NANO BROWS

Before



After



More After Images





MORE NANO BROWS

Before

After

After combo brows, hairstroke and powder



More After Images



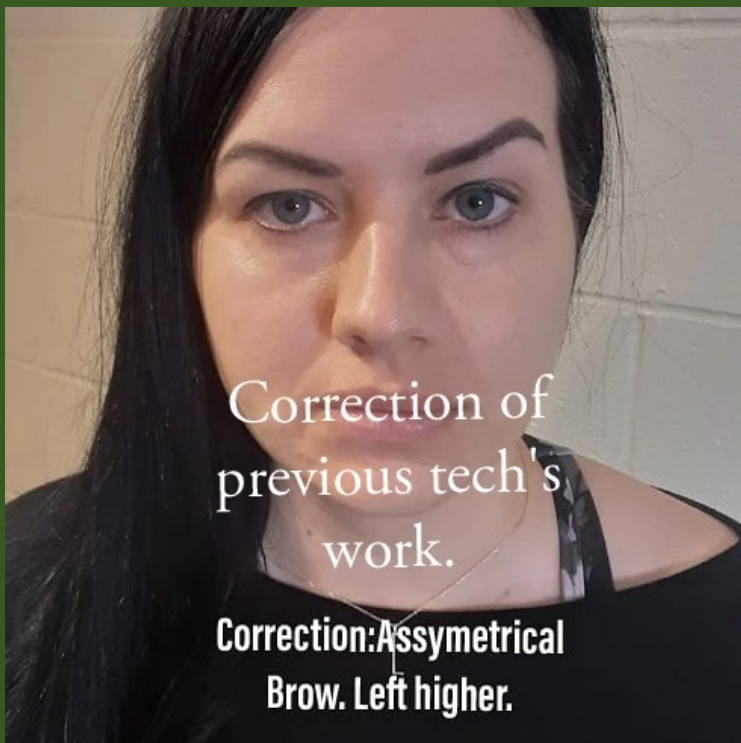


MORE NANO BROWS

Before

After

After eyebrows corrected, plus
eyeliner and lip color





MORE NANO BROWS

Before

Before correction of asymmetrical brows

After

After corrected asymmetrical brows



More After Images





MORE NANO BROWS

Before

After

After adding density with hairstroke brows





MORE NANO BROWS

Before



After



Before

The right brow needs to be brought in toward nose by creating fine hairstrokes



After

Close-up of nano brow strokes





MORE NANO BROWS

Before

Healed nano brows, after first session and adding just a few hairstrokes



After

Healed nano brows, 5 weeks after first session – hairstroke brows and lip blush



Adding hairstrokes,
after
and
before





MORE NANO BROWS

Before



After





MORE NANO BROWS

Combo brows, hairstroke
and powder brow


Close up of hairstrokes,
nano brows

Soft powder brows, perfect arch.



Combo brows, nano
strokes and powder effect

Ombre brows, perfect arch





MORE NANO BROWS





MORE NANO BROWS





MORE NANO BROWS



Before

After





PERMANENT EYELINER

Eyeline top and bottom

Eyeline top and bottom



Lash line enhancement, view from underneath and bottom line.

Eyeline top and bottom





MORE PERMANENT EYELINER



Before

After





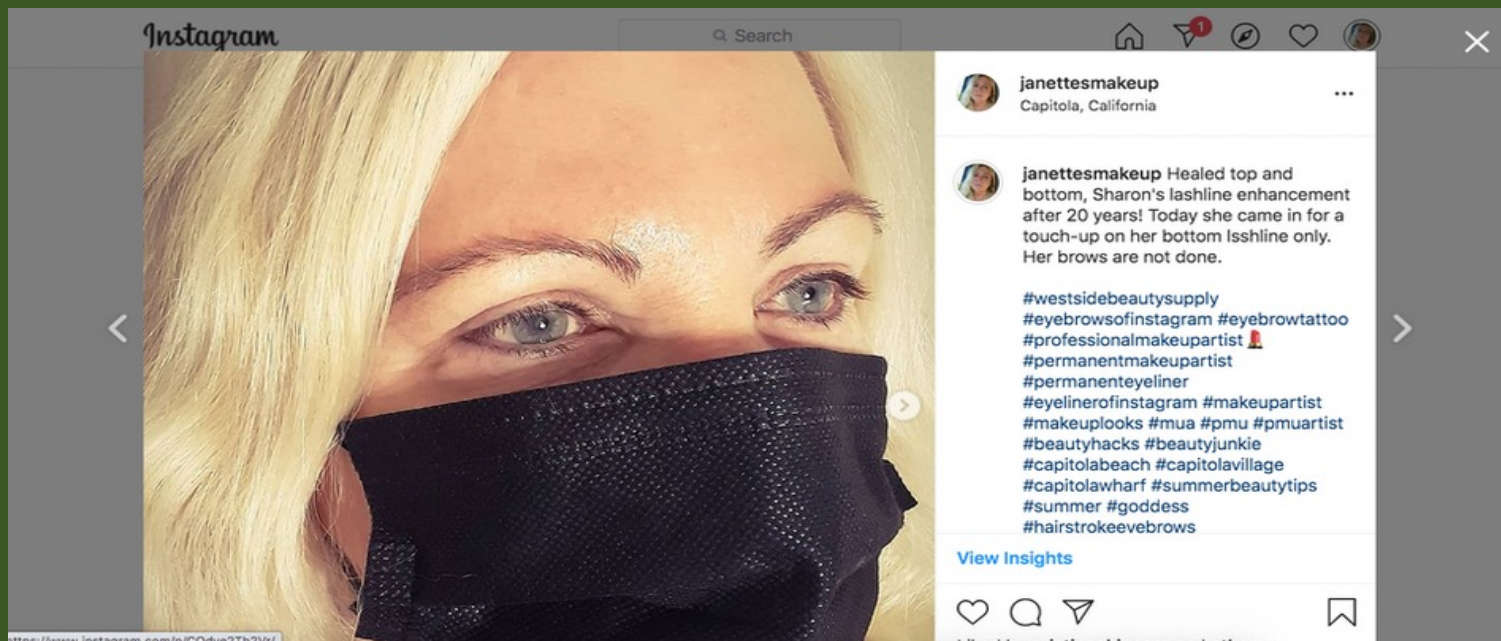
MORE PERMANENT EYELINER

Before

After



ON INSTAGRAM



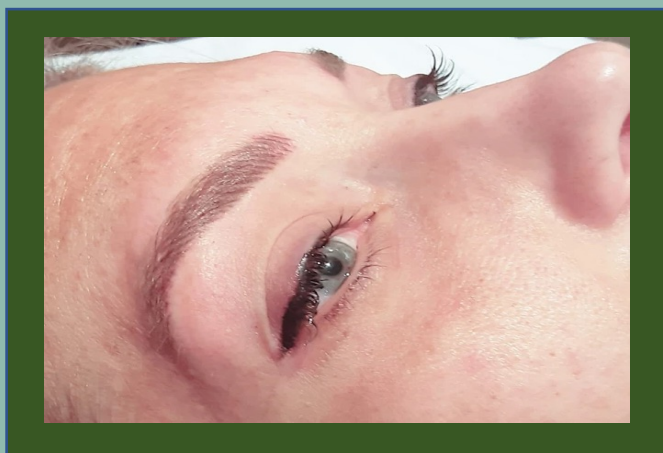


PERMANENT EYELINER

Lower Lash Line Enhancement



Winged Eyeliner & Nano Brows



Slightly Winged Eyeliner





PERMANENT EYELINER TOP & BOTTOM



Before

After





LIP BLUSHING

Immediately After

Healed Lips and Brows



Healed 5 Weeks, Lips and Brows

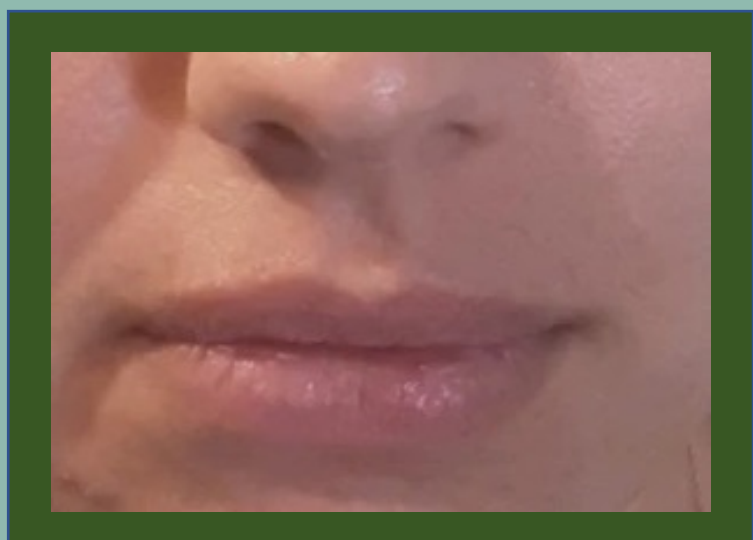
Healed Lips, Perfect Lips



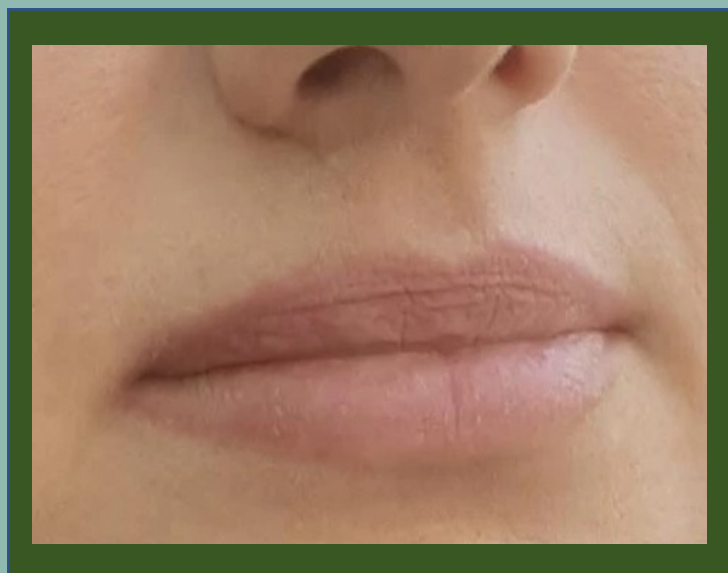


MORE LIP BLUSHING

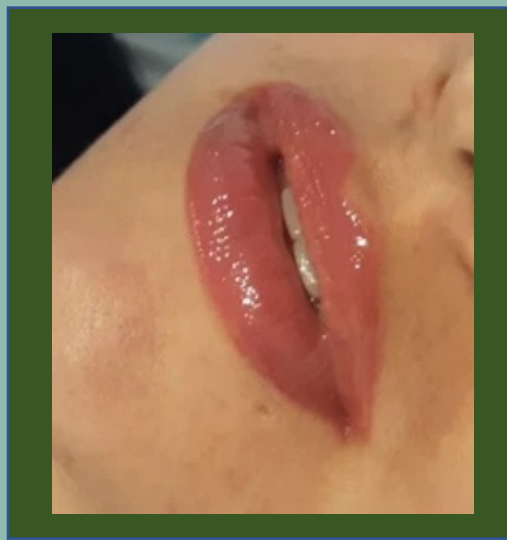
Before




Healed Soft Color



Immediately After




Lip Blush






MORE LIP BLUSHING

Healed Lips, Liner and Brows




Healed lips with clear gloss,
and bottom eyeliner



Lip blush, an hour later, Beautiful



Lip Blush





MORE LIP BLUSHING

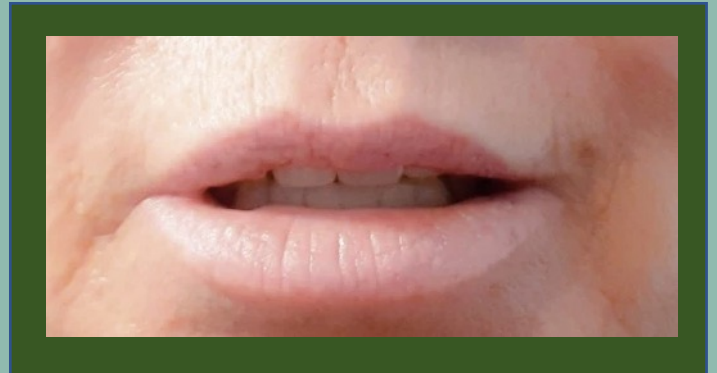
Can you tell who has Lip Blush?



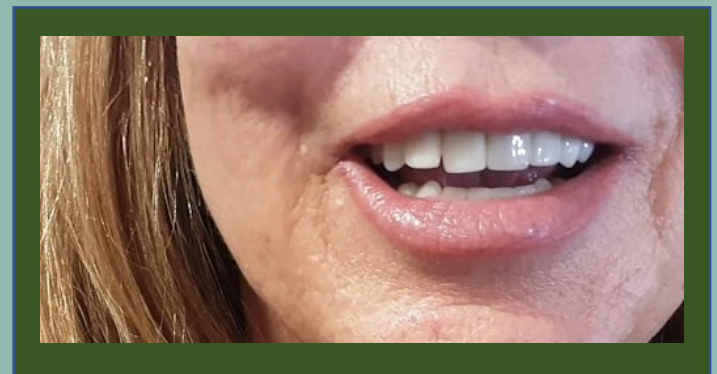
After Healed Lip Blush



Before Lip Blush and correction of top lip



Healed Lip Blush



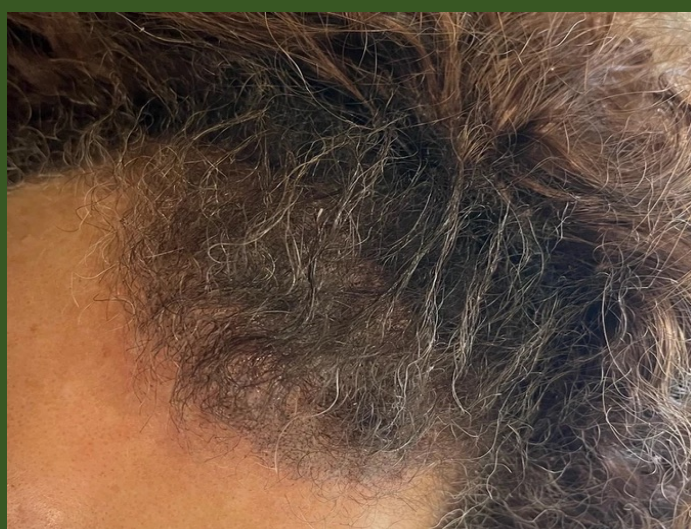


SMP

Scalp Micropigmentation Procedures for Men & Women

Women's SMP before

SMP for Women after 3 sessions



Women's SMP before

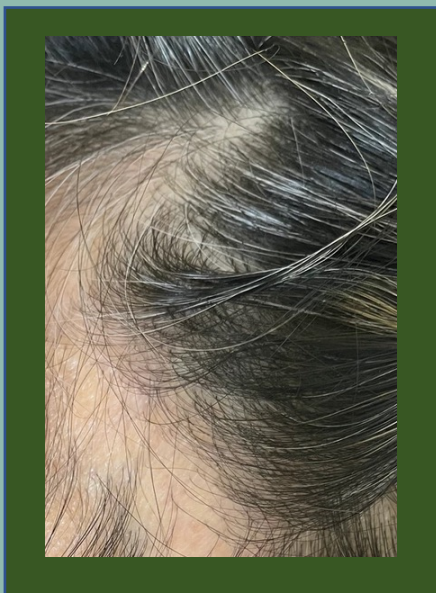
Women's SMP after





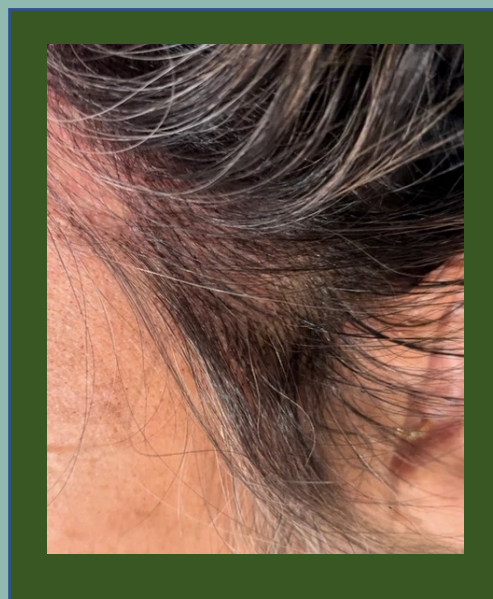
MORE SMP

Before, alopecia,
bald spot at temple



Thinning and balding areas

After, scalp tattooing of hyper- realistic
hairstrokes at temple



Scalp Tattoo

Scalp Micropigmentation and Hair Restoration





MORE SMP

Thinning hair. Before



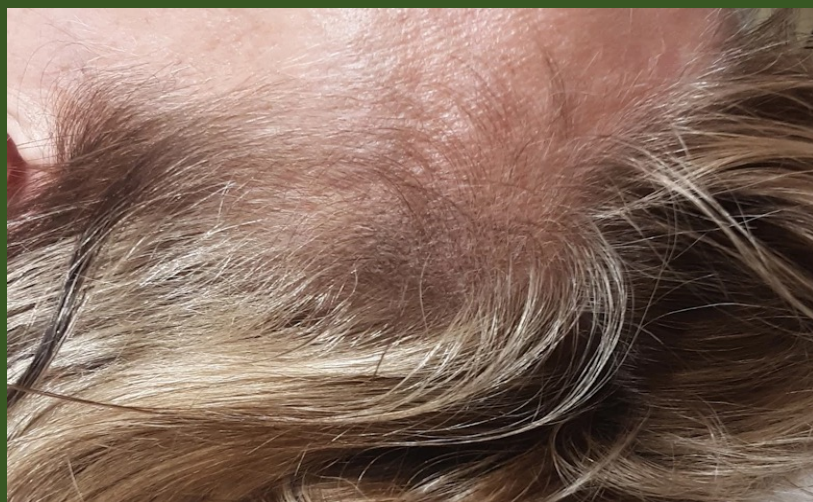
Healed with her hair blended over it



Building up illusion of density



Close up of follicle simulation



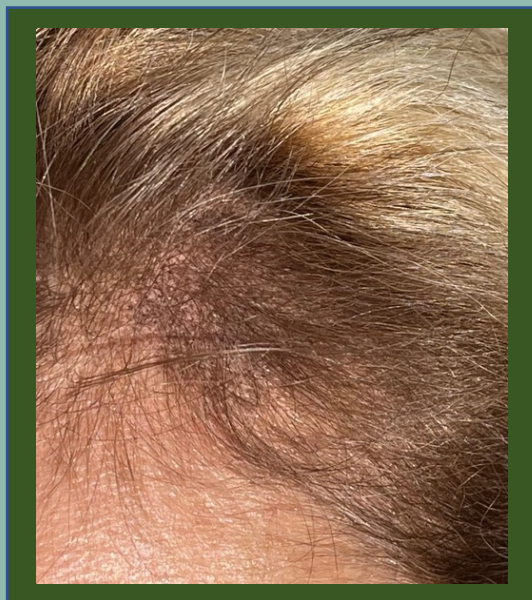


MORE SMP

After healed and blended into hair color and highlights



Close up of healed after a few sessions and a few months, shot in bright sun



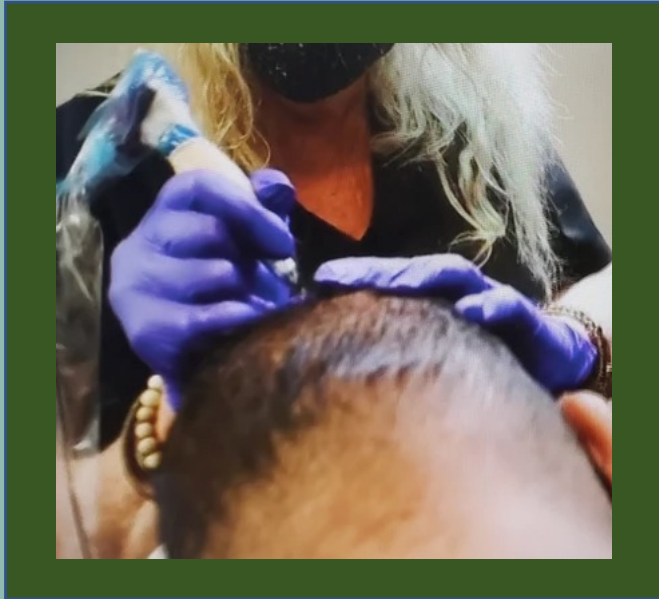
Scalp Tattoo Credentials



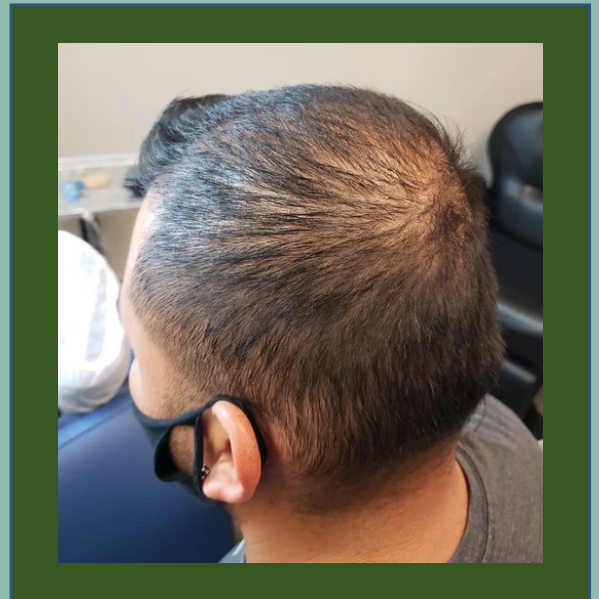


MORE SMP

SMP for Men



Before SMP for Men



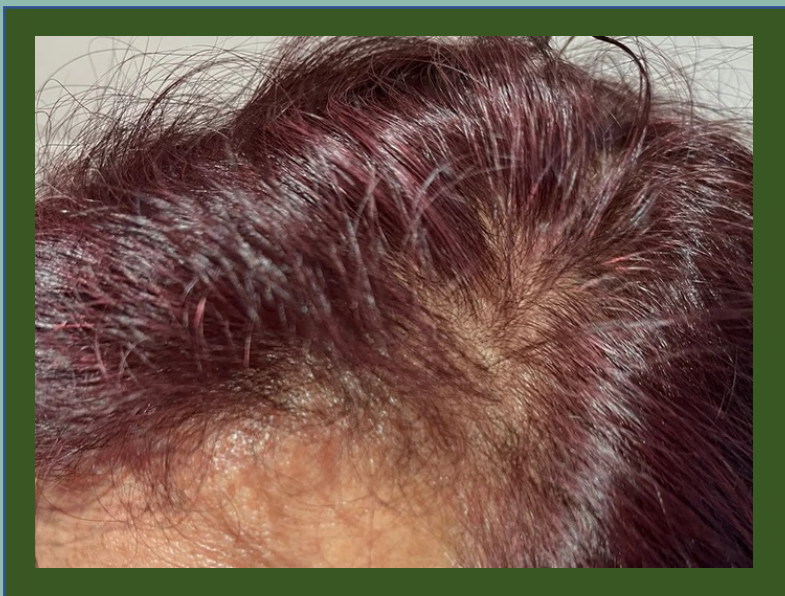
After SMP for Men





MORE SMP

Before SMP, scalp hairline tattoo



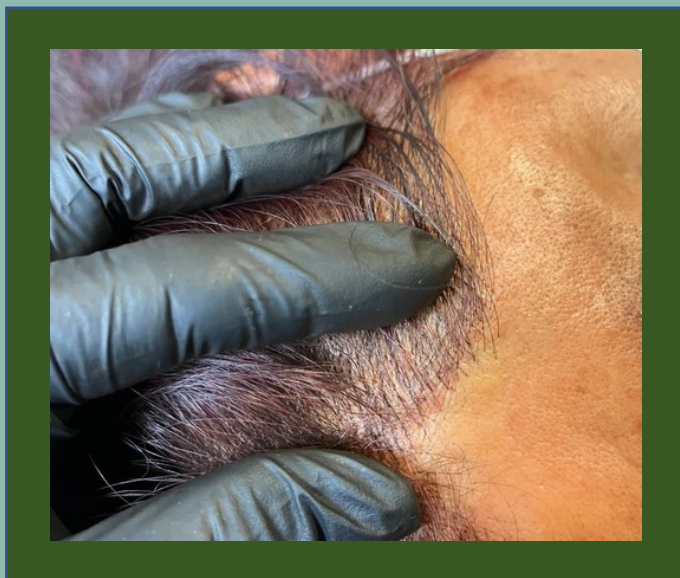
After SMP, scalp hairline tattoo



After SMP, scalp hairline tattoo



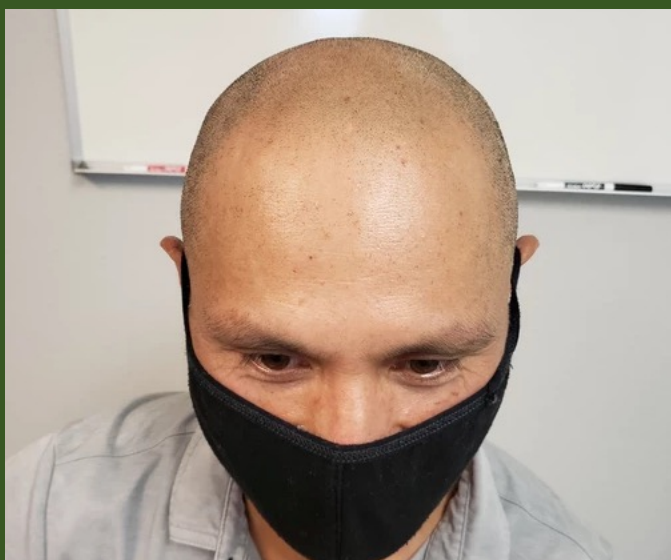
After SMP, scalp hairline tattoo





MORE SMP

Before SMP



Before SMP, Crown View



After SMP



After SMP, Crown View

